






Daily reading has many benefits and is encouraged.

	Monday	Tuesday	Wednesday	Thursday	Friday
English	<p>A map shows where places are. Encourage your child to choose a room inside your house or a space in your backyard. You might ask your child to create a simple map of the space. The map could include headings, labels, symbols and a key. Please see this example of what a map of your space could look like.</p> <p>For an Indigenous lens, click the image below:</p> 	<p>Find a spot in your house where your child can create a cozy corner to read. Use pillows, blankets, flashlights, a favourite toy friend and anything else you can think of to make this comfy reading spot special! Choose a snack, 2 or 3 favourite books and snuggle into the nook to read for 15 or 20 minutes!</p> <p>eBook Library: TumbleBookLibrary</p>	<p>Your child could create texture creatures! Explore your environment, either inside the house or in your backyard, for interesting textures (for example, the bark of a tree). Please see here for directions and an example on how to create a texture creature from your finds! Your child could give creatures personalities by using 3 words to describe each.</p>	<p>Your child could use yesterday's texture creatures, or these texture creatures, as the main characters in a story. Encourage your child to think of what happens to the creatures at the beginning, middle and end of the story. Perhaps an adult or sibling could record your child acting out their story while using their creatures as a puppets!</p>	<p>While looking out an open window or exploring the backyard, your child could notice what he/she can see, hear and smell. Encourage your child to think of and/or write down as many words as possible to describe their observations. Draw pictures to show the details of what you see.</p>
FSL French as a Second Language	<p>Click on the book to listen and read.</p>  <p>Activities:</p> <ul style="list-style-type: none"> - Do the online activity. - Try some of the suggested activities from the parent guide (ENG and FR). 	<p>Have your child write the alphabet on a piece of paper. Then sing the alphabet in French while pointing to the letters as they sing them.</p> <p>Options:</p> <ul style="list-style-type: none"> - Encourage them to walk around the house and name something, in French, that begins with each letter of the alphabet. - Have the student label the objects they found then teach a family member those words in French. 	<p>Click on the book to listen and read.</p>  <p>Activities:</p> <ul style="list-style-type: none"> - Do the online activity. - Try some of the suggested activities from the parent guide (ENG and FR). 	<p>Watch and listen to the song "L'arbre est dans ses feuilles"</p> <p><i>(NOTE: you will need to create a free account to access the videos)</i></p> <p>Click on the image for activities:</p> 	<p>Watch an episode about each season (l'hiver, le printemps, l'été et l'automne).</p> <p><i>(NOTE: you will need to create a free account to access the videos)</i></p> <p>Click the image for activities:</p> 

Literacy Additional Resources

ENGLISH

Grade K - 3 children might want to check out the Scholastic Learn at Home website. They have two full weeks of additional literacy learning ready to go.

- [Scholastic Learn at Home: Grades PreK-K](#)
- [Scholastic Learn at Home: Grades 1-2](#)
- [Scholastic Learn at Home: Grades 3-5](#)

FRENCH

Here are some additional French resources you might want to check out to stream French videos so that your child can be exposed to oral French on a daily basis.

- [Mini TFO](#)
- [Zone des Petits](#)
- [Tele-Quebec](#)
- [L'Office National du Film du Canada](#)
- [The French Experiment](#)

Monday –

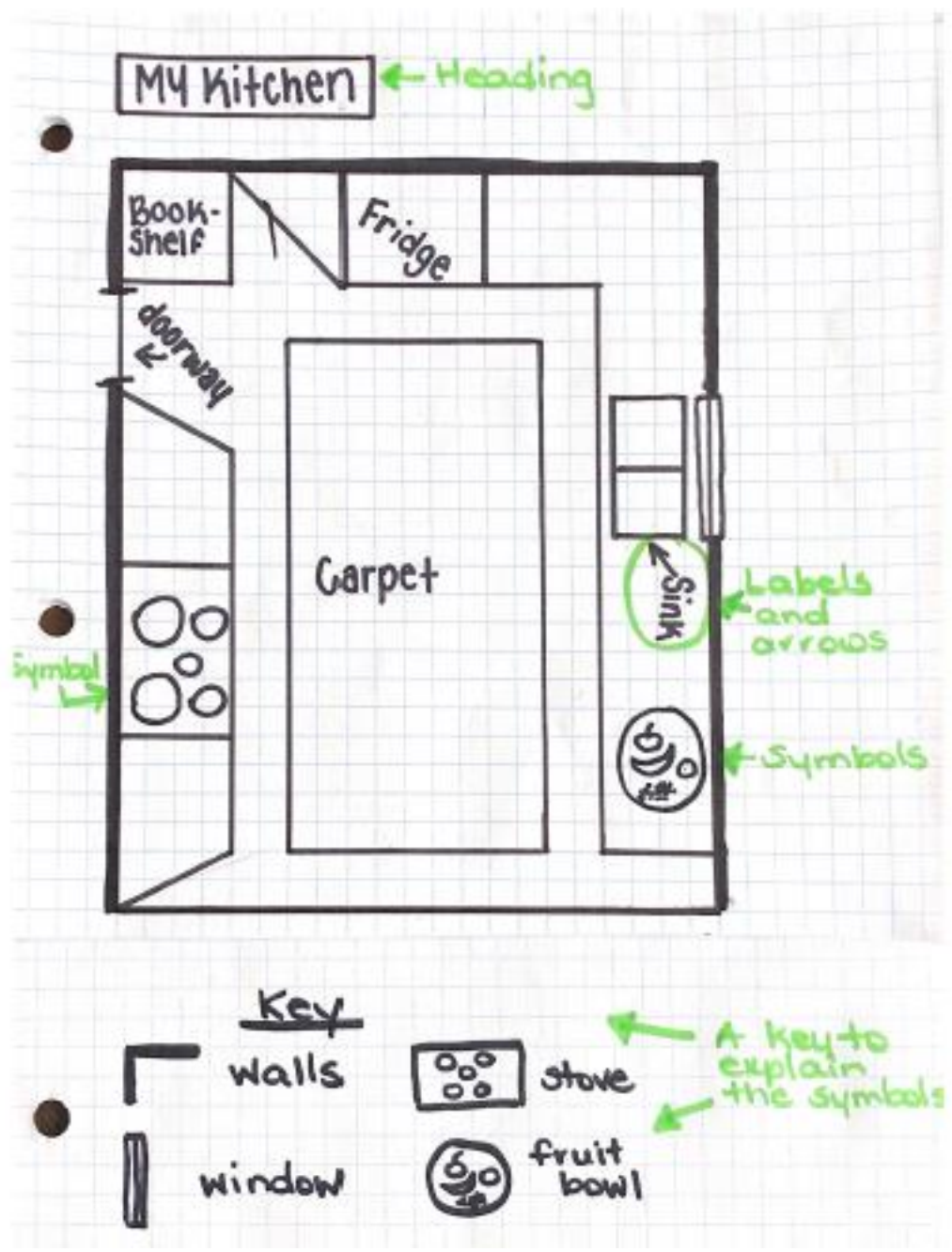


“Land is important, as well as understanding where you are. Did you know you are on “Native Land?” Watch these 2 videos showing “Origin Stories” of the peoples who lived here long before we have. Do you know whose land you are on?

[Video 1](#)


[Video 2](#)

Monday – Sample Map



Wednesday: Texture Creatures – How to!

- Choose two or three textures.
- Gently wrap or place a piece of tinfoil on top of the texture.
- Lightly press down on the tinfoil. You should see the outline of the texture on the tinfoil.
- Use your tinfoil texture to create a creature. Part of the tinfoil could be cut out to become the hair or the body of the creature. Draw around the tinfoil to give the creature details.
- Which 3 words would describe the personality of your creature?



Thursday Activities for FSL

ACTIVITY 1

Invite your child to observe the images and words below and orally identify the order in which the images are presented in the song.

ACTIVITY 2

- While humming the song, take a walk outside with your child to observe trees and collect branches, leaves, and other natural treasures.
- Back at home, craft a leafy tree with your child using: crayons, markers, paint, recycled materials, branches and stones.
- Encourage your child to add detail to the tree, so that it looks like the one described in the song. Add-on the following elements found on the tree: a knot, a hole, a nest and a bird.



une branche




un nid



l'amour



un trou



un noeud



un oiseau



Friday Activities for FSL

- Encourage your child to repeat the name of the seasons in French as they watch the videoclips.
- Ask your child to choose his or her favourite season. Invite him or her to mime or draw the activity or natural phenomenon that he or she loves most about this season.

