




## Daily reading has many benefits and is encouraged.

	Monday	Tuesday	Wednesday	Thursday	Friday
<b>English</b>	<p>Your child could help make a meal or snack for your family. They can read the recipes and follow the instructions to help with this important job!</p> 	<p>Your child could show you or a family member how to use technology!! (e.g. How to download an App, how to use Twitter, FaceTime a friend, etc.) Then, they could create a "How To" document or a video to share with other relatives explaining how to do this task.</p>	<p>Your child could watch a movie or TV show. Have them make predictions based on the title and again after the halfway point. During watching, they might change their predictions based on major events or character clues. After watching, discuss with a family member the predictions and how/why they changed over time.</p>	<p>Help your child brainstorm how they could help out around the house over the next week. They can plan how and when they will assist and share their plan with you orally or in a letter.</p> 	<p>Encourage your child to read a chapter in a novel or to read a short story. Have them explain what happened in their chapter/story in one of these ways:</p> <ul style="list-style-type: none"> <li>- orally</li> <li>- write a summary</li> <li>- create a poster</li> <li>- make a video</li> <li>- create and perform a song</li> </ul> <p><b>Resources:</b> <a href="#">Audible Stories</a> <a href="#">MyCapstone Library</a></p>
	<p><b>Indigenous Lens:</b> Making Bannock - <i>Bannock or Fry Bread is known by many names within our First Peoples in Canada. It is not considered a "Traditional Food". Why is this? How did it come to be? And, how does this show the resilience of our Indigenous Peoples?</i> <a href="#">Video Link</a></p>			<p><b>Indigenous Lens:</b> <i>We all love to be entertained. Often for Indigenous Peoples our storytelling was the basis to our history, lineage, and relationship with all that surrounds us.</i> <a href="#">Video Link</a></p>	
<b>French as a Second Language</b>	<p>Your child could connect with your friends or family virtually to find out how they are spending their days at home.</p> <p><b>Activity:</b> -Create 10-15 questions in French to ask your friends -Connect with 5 or more friends or family members to interview them. -Summarize your findings in a written report and include graphs</p>	<p>Your child could create a Public Service Announcement detailing the proper way to wash their hands. This procedural writing activity could be followed up with a demonstration, poster, comic strip or video to share with family. Have them include the step by step action needed for proper hand washing.</p>	<p>Your child could watch <a href="#">the 4min video</a> about a city in Canada.</p> <p>Click for <a href="#">activities</a>.</p>	<p>Help your child brainstorm how they could help out around the house over the next week. They could share their plan with you orally or in a letter.</p> <p><b>Option:</b> -Create a "To Do" list in French if the letter or oral sharing is too difficult.</p>	<p>Have your child read an article from a French magazine. Click the image to link to the website.</p>  <p>Click for the <a href="#">activity</a>.</p>

### Literacy Additional Resources

#### **ENGLISH**

For your grade 6 – 9 children, you might want to check out [Scholastic Learn at Home: Gr. 6 – 9](#). They have two full weeks of additional literacy learning ready to go. You may also wish to have your child check out the [learning at the Gr. 3 – 5](#) level if that suits their needs or interests better.

#### **FRENCH**

Here are some additional French resources you might want to check out to stream French videos so that your child can be exposed to oral French language on a daily basis.

<https://www.idello.org/fr/ressource/30544-Camp-TFO-En-Famille>

<https://www.idello.org/fr>

<https://www.tfo.org/fr/videos/series>

<https://www.onf.ca/>

# Wednesday Activities for FSL

- Click on the following link and do as many of the activities as you would like:
  - [Activities 1-4 and 6](#)



# Friday Activity for FSL

- Have them choose one article and explain what the key points are as well as their opinion on the topic in one of these ways:
  - orally
  - write a summary
  - create a poster
  - make a video
  - create and perform a song

